

## Term 1 - 2022

Welcome to the first edition of the School Zone newsletter for 2022.



This is a reminder for everyone to take extra care as school returns. There is more traffic at drop-off and pick-up times while Covid-19 related restrictions remain in place at schools.


**Be patient, be considerate and be responsible.  
Let's keep all our kids safe!**

### Keep your cool in School Zones!

With COVID restrictions still in place in NSW, many parents and carers will prefer to drive students to and from school. With this comes increased congestion impacting the school zone and surrounding community.

We ask you to consider the following if you need to drive students:

- Drop-off or pick-up students legally. Use a No Parking zone which allows you to stop for up to two minutes.
- Park legally out of the school zone and walk to the school to drop-off or pick-up students.
- Teach children to walk or ride independently to school.
- Consider the neighbouring community around the school zone when parking.
- Always be patient, calm, considerate and think of everyone's safety, not just your child's.



### Always Look for the Safest Place to Cross the Road

- a pedestrian crossing
- a signalised intersection
- a Children's Crossing
- a pedestrian refuge

Only cross when the traffic has stopped. Make sure drivers have seen you. Make eye contact with the driver. Stay alert! Be aware of the traffic around you and don't be distracted. Hold your child's hand if they are under ten years old.

**STOP!**

one step back  
from the kerb

**LOOK!**

both ways  
continuously

**LISTEN!**

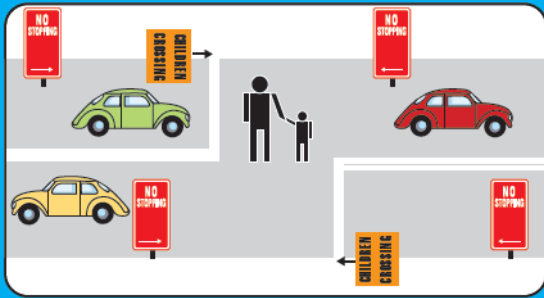
for the sounds  
of approaching  
traffic

**THINK!**

whether it is  
safe to cross

## Do you know the rules at these crossings?

### CHILDREN'S CROSSINGS



A Children's Crossing only operates when the orange CHILDREN CROSSING flags are displayed.



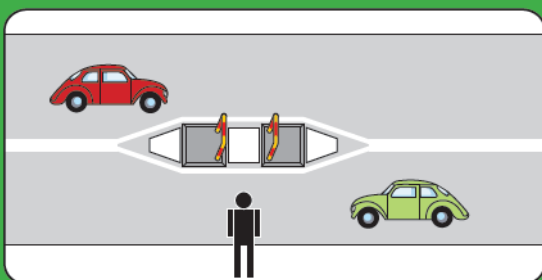
#### Drivers

- Stop at the solid white line and give way to pedestrians on or about to use the crossing.
- Wait until all pedestrians have cleared the crossing before proceeding.
- Slow down as you approach the crossing, so you can stop safely.
- Never stop in the No Stopping zones on either side of the crossing.

#### Pedestrians

- Make sure cars have stopped before stepping into the crossing.
- Walk between the red and white posts.
- If the orange CHILDREN CROSSING flags are not displayed, you do not have right of way - unless it is combined with a pedestrian crossing.
- Don't loiter and chat on or near a crossing. This is dangerous, can confuse drivers and hold up traffic.

### PEDESTRIAN REFUGES



A pedestrian refuge island helps you cross a busy or wide street in two stages.



#### Drivers

- This is not a pedestrian crossing, but is often mistaken for one.
- Reduce speed when approaching a pedestrian refuge island.
- Although pedestrians do not have right of way, look for anyone not using the facility correctly.

#### Pedestrians

- This is not a pedestrian crossing and pedestrians do not have right of way. You must give way to cars.
- Wait for a break in traffic and cross half way.
- Wait in the refuge island until there is a break in traffic from the other direction and finish crossing.