



# The Parents' Guide to Google Classroom

# What is Google Classroom?

Think of Google Classroom (GC) as your child's digital link to learning.

Teachers use GC to share assignments, homework, newsletters, and much more with students AND parents!



# Getting Started



Your child was provided with a secure login and password that is unique to them.

Check with his/her teacher to obtain this private information OR ask them to add you as a parent via email!

# Getting Started



1

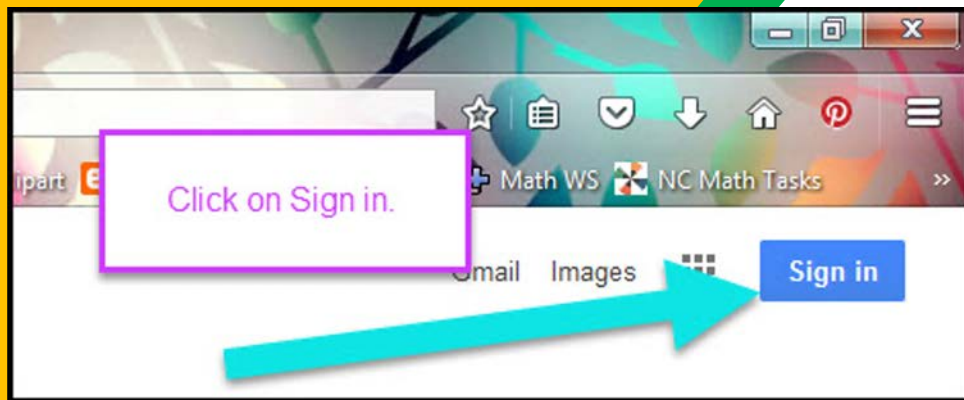
Click on the  
[Google Chrome](#)  
browser icon.

# Getting Started



2 Type [www.google.com](http://www.google.com) into your web address bar.

# Getting Started



3

Click on **SIGN IN** in the upper right hand corner of the browser window.

# Getting Started

Google

Hi Tanya  
bratton@opsb.info

Enter your password

Forgot password?

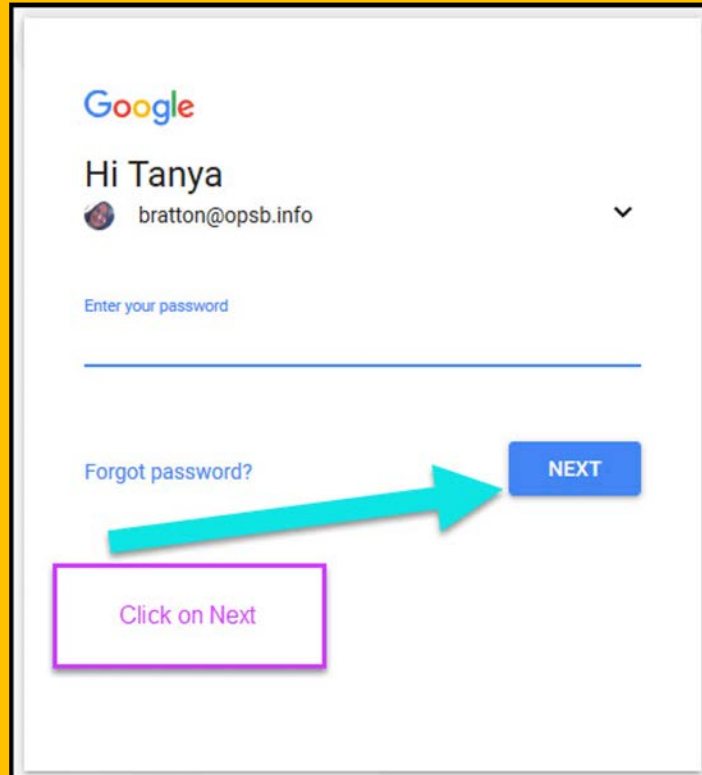
NEXT

Click on Next

4

Type in your child's  
Google Email address  
& click "next."

# Getting Started

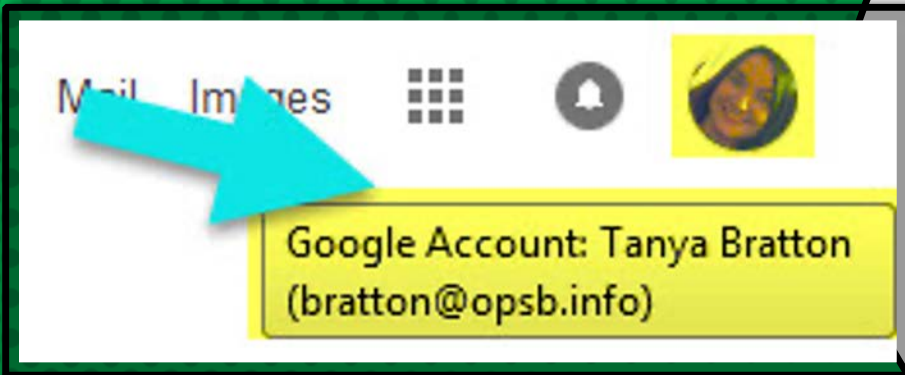


A screenshot of a Google account login page. At the top left is the Google logo. Below it, the text "Hi Tanya" is displayed, followed by a profile icon and the email address "bratton@opsb.info". A dropdown arrow is to the right of the email. Below this is a text input field with the placeholder "Enter your password". Underneath the password field is a link for "Forgot password?". To the right of the password field is a blue button labeled "NEXT". A red arrow points from a purple box containing the text "Click on Next" to the "NEXT" button.

5

Type in your  
**PASSWORD**  
& click "next."



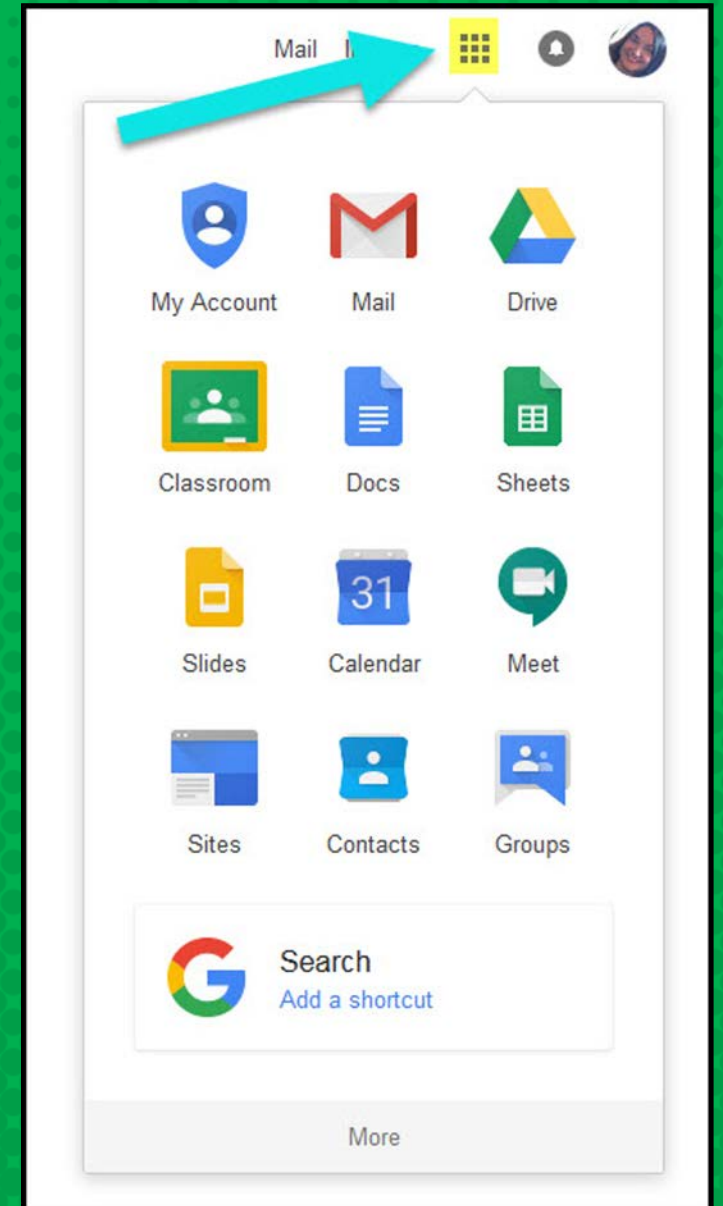


***NOW YOU'LL SEE***

that you are signed in to  
your Google Apps for  
Education account!

# GOOGLE SUITE

Click on the 9 squares  
(Waffle/Rubik's Cube) icon in the  
top right hand corner to see  
the Google Suite of Products!



# GOOGLE ICONS TO RECOGNIZE:



CHROME



DOCS



DRIVE



SLIDES



SHEETS



FORMS



CALENDAR



GMAIL



PHOTOS



MAPS



KEEP



CLASSROOM



MEET



HANGOUTS



SITES



CONTACTS



CLOUD



CLOUD SEARCH



YOUTUBE



NEWS



VAULT



MY ACCOUNT

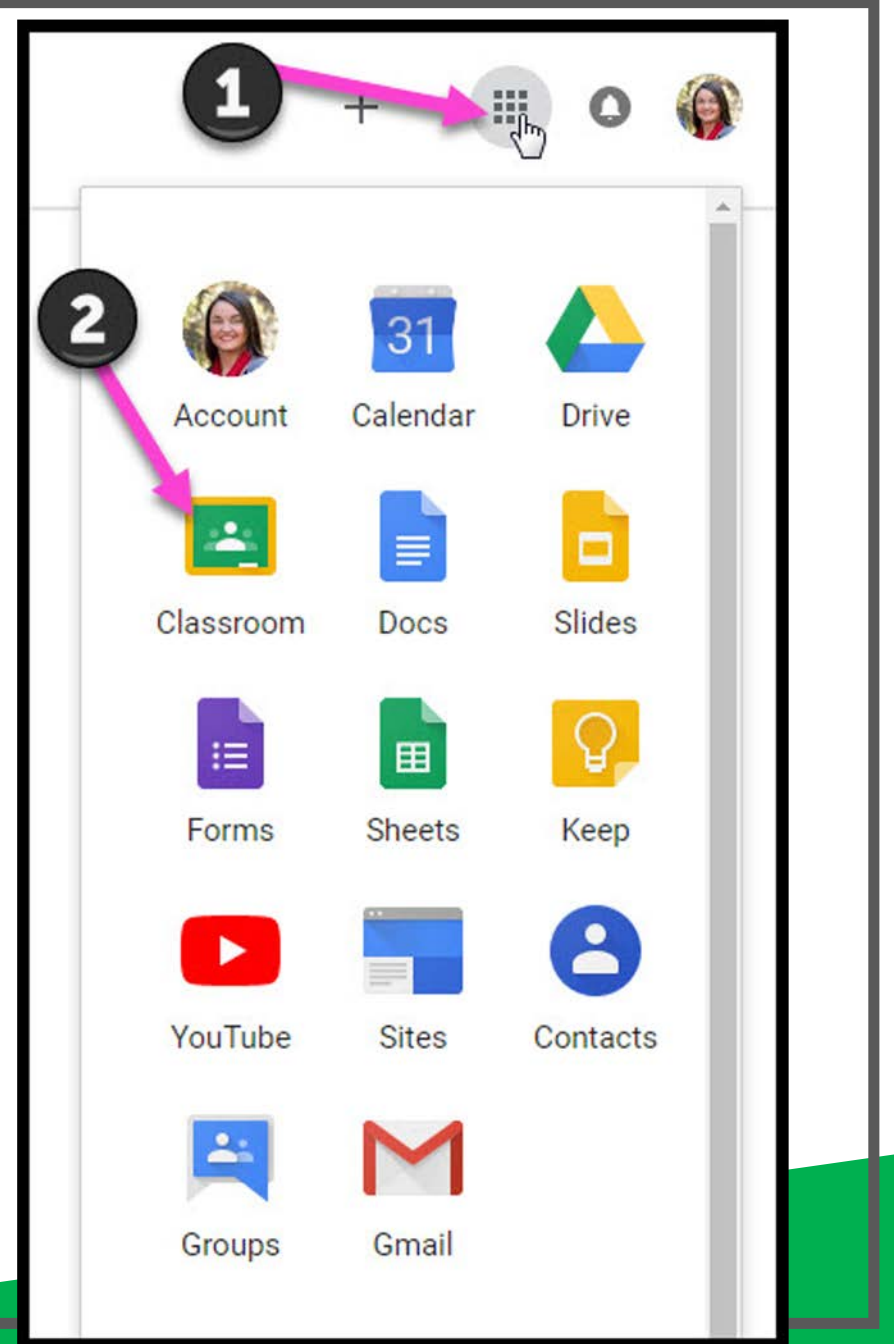


GROUPS

# Navigating Classroom

1

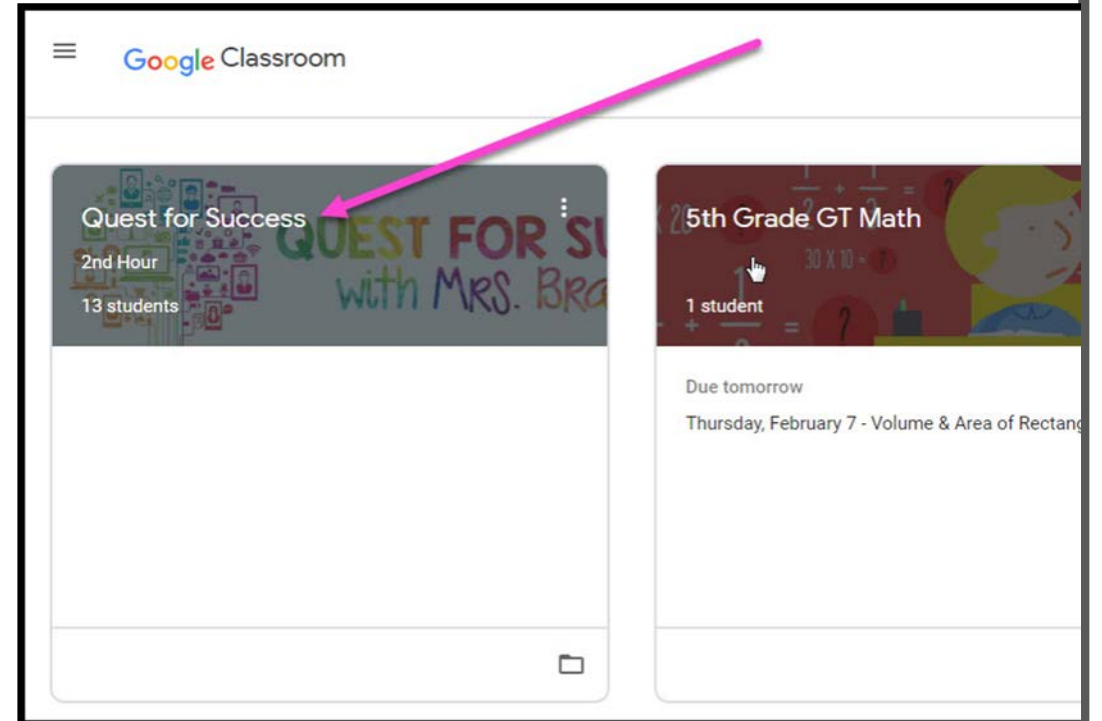
Click on the waffle button and then the [Google Classroom](#) icon.



# Navigating Classroom

2

Click on the class you wish to view.

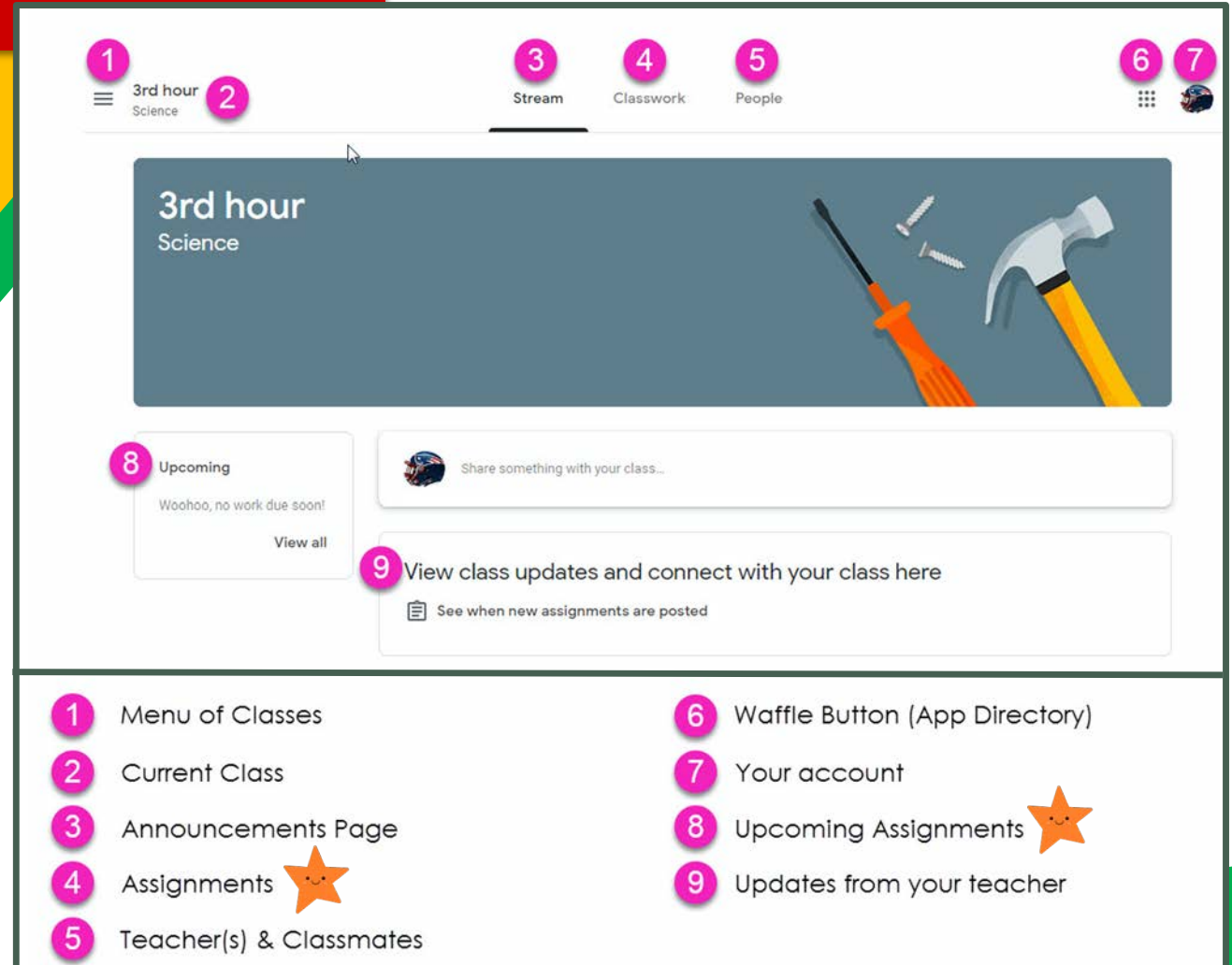


# Navigating Classroom



 = High Interest for Parents

# 3

Page tools  
(Left side)



The screenshot shows a Classroom page for '3rd hour Science'. The page layout includes a top navigation bar with a menu icon (1), the current class name (2), and tabs for Stream (3), Classwork (4), and People (5). On the right side of the top bar are a Waffle Button (6) and a profile picture (7). The main content area features a class banner with the title '3rd hour Science' and an illustration of tools. Below the banner is an 'Upcoming' section (8) with a post about work due soon and a 'View all' link. To the right of this is a text input field for sharing with the class. Below the input field is a section for class updates (9) with a toggle for 'See when new assignments are posted'.

- 1 Menu of Classes
- 2 Current Class
- 3 Announcements Page
- 4 Assignments 
- 5 Teacher(s) & Classmates
- 6 Waffle Button (App Directory)
- 7 Your account
- 8 Upcoming Assignments 
- 9 Updates from your teacher

# Navigating Classroom

4

Assignment  
details

The screenshot displays the Classroom interface with the following elements and callouts:

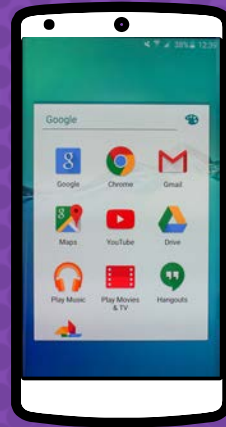
- 1** Classwork Tab
- 2** View your work
- 3** Google Calendar
- 4** Class Drive folder
- 5** All topics
- 6** Benchmark Tests
- 7** Assignment Title
- 8** Assignment Due Date
- 9** Assignment Status
- 10** Attached files/links
- 11** Click to view assignment

The interface shows a sidebar with 'All topics', 'Benchmark Tests', 'Daily Lesson Files', 'Assessments', 'Back to School', and 'Resources'. The main content area displays 'Benchmark Tests' with a 'STAR Math Benchmark Test - BOY' due on Sep 3. Below this is 'Daily Lesson Files' with an assignment titled 'For the Week of September 2 - 6' due today. The assignment details include a list of days and topics, and four attached PDF files: 'Day 1 - Multistep Equatio...', 'Day 2 - Variables on Both...', 'Day 3 - Infinite & No Solu...', and 'Day 4 - Algebraic Propor...'.

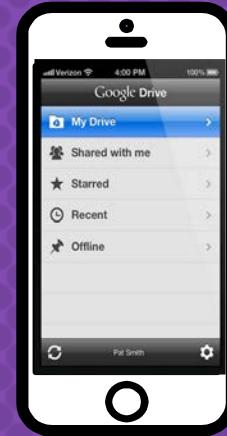
- |   |                 |   |                     |    |                          |
|---|-----------------|---|---------------------|----|--------------------------|
| 1 | Classwork Tab   | 5 | Topics available    | 9  | Assignment Status        |
| 2 | See your Grades | 6 | Topic Headings      | 10 | Attached files/links     |
| 3 | See Due Dates   | 7 | Assignment Title    | 11 | Click to view assignment |
| 4 | View your files | 8 | Assignment Due Date |    |                          |

# ACCESS

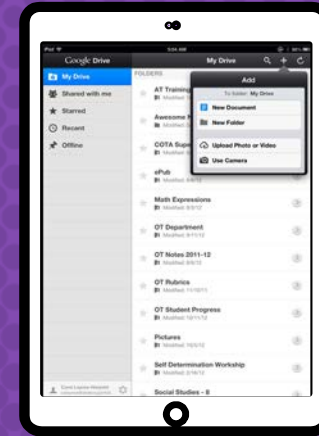
# ANYWHERE



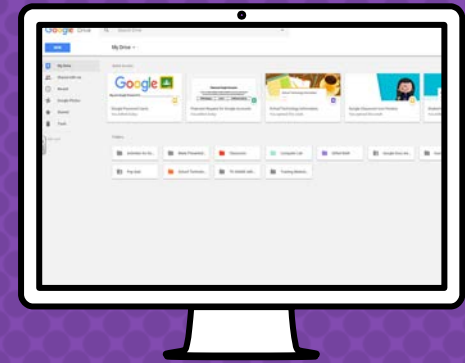
**ANDROID**



**IPHONE**



**TABLET**



**DESKTOP**





# GOOGLE APPS

---

allow you to edit Google assignments from any device that is connected to the internet!



Download on the  
App Store



GET IT ON  
Google Play

# QUESTIONS?



Email me at:  
[rebecca.j.dann@det.nsw.edu.au](mailto:rebecca.j.dann@det.nsw.edu.au)